

## Download the App

Download and install the Libby app from your device's app store.

**Apple** devices (iPad/iPhone) use the Apple App Store




**Android** devices use the Google Play Store



**Windows 10** devices use the Microsoft App Store



(Windows 10+)



## Resources for Locating a Good Book

### Enterprise

Searchable online library catalog where you may place items on hold

### NextReads

Online listings of best sellers, emailed directly to you each month

### Book Page

Magazine available in the library  
[www.bookpage.com](http://www.bookpage.com)

### hoopla

Developed exclusively for libraries, this mobile app brings the power of the library experience to you with a platform available 24/7. hoopla books, movies, music and more is commercial free and there are no fees and no waiting.

## Contact Information



11000 Ruth Road, Huntley, IL 60142

### Main Phone

(847) 669-5386

### Information Desk

(847) 669-5386 ext. 3

[reference@huntleylibrary.org](mailto:reference@huntleylibrary.org)

### Website

[www.huntleylibrary.org](http://www.huntleylibrary.org)

LA 7.17



# Meet Libby.

Apple, Android, &  
Windows 10 Devices



## eBooks & Audiobooks



## Getting Started with Libby



- Open the Libby app and tap the **Hi!** button.
- Tap the **Find My Library** button to find “MyMediaMall Huntley Area Public Library.”
  - If the app doesn’t find it, tap **No** to search for Huntley Area Public Library.
- You will be prompted to add your library card. Tap **Add it now**.
- Search or browse for a title to check out. When you find a title, tap **Borrow** to check it out or tap on the cover to learn more about the title.
- After tapping **Borrow** a confirmation page appears. You can change your lending period by tapping on the # of days. Tap **Borrow!** to confirm the checkout.
- You can start reading by tapping **Open Book**. Tap **Go to Shelf** to view all of your checked out titles, or tap **Keep Browsing** to search for more titles to check out.
- All titles automatically download into the Libby app while you are connected to wi-fi, unless you change the **Download Settings** from the app menu. ☰


## Helpful Hints

 Switch Library


**Switch Library** – For patrons who have library cards from other libraries.

 Library Cards

**Library Cards** – Manage your cards: sign in, add cards, and check your borrowing limits.

 Hold Notifications

**Hold Notifications** – Update your email address, choose whether your holds are active or suspended, and update your preference for borrowing holds automatically.

 Download Settings

**Download Settings** – Update your preferences for downloading titles in the app. Default setting is to automatically download all titles via wi-fi.

 Tips & Secrets

**Tips & Secrets**—Provides access to “Libby Help” website and provides tips for using the app.

 Feedback

**Feedback** – Contact Overdrive support or answer a quick survey.

Tap here to search and  
browse the  
MyMediaMall catalog

Library



Shelf

Image changes to button for the current  
book you are reading/listening to

Tap here to see your  
loans and holds