

Place a Hold

If a title isn't available for checkout, you can "Place a Hold."


First time users will be prompted for an email address. If you've entered your email address on the website before, your hold will be placed automatically. You'll be notified by email when your hold is available.

When the title is available it will be checked out to you, unless you turn off automatic notification. You will receive an email telling you that your hold is waiting for you on your "Loans" page.

Renew Items

On the Digital Library of Illinois website, go to your "Loans" page. Titles will either have a "Renew" or "Request Again" button. "Request Again" means there are holds on the title and you will be placed on the wait list.

Renewing a title doesn't mean that it's automatically downloaded to your device. You'll have to go to your "Loans" page and download it again.

Tip: Click on  for quick access to your "Loans" page.

Download the App

Download the app for your device to begin using Digital Library of Illinois. This brochure details use for your Kindle device, but other devices in your home may use the Apple platform. The app is free in both app stores.



Locate a Good Book

Polaris

Searchable online library catalog where you may place items on hold.

www.huntleylibrary.org/catalog



Novelist or Novelist K-8

Find new authors and titles to enjoy in this readers' advisory resource for adults and young adults. Features award-winning

books, book discussion guides, recommended reads, and more.

www.huntleylibrary.org/online-resources/#Book_Suggestions



11000 Ruth Road, Huntley, IL 60142

Information Desk

847.669.5386 ext. 3

reference@huntleylibrary.org

Website

www.huntleylibrary.org

Download eBooks (Kindle Fire)

Digital Library of Illinois eBooks and eAudio For Kindle Fire



kindle fire

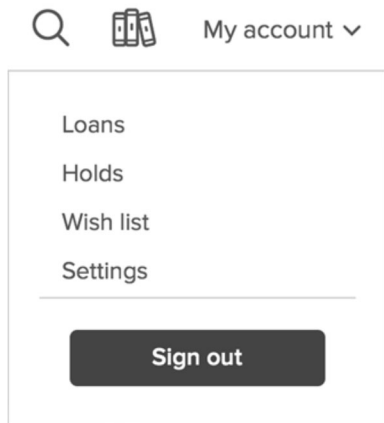


<https://dlil.overdrive.com>

“Sign In” at the top of page with your Huntley Area Public Library card number. This ensures you see all titles available to Huntley Library patrons.



Tap on “My account.”



Loans—Titles you currently have checked out.

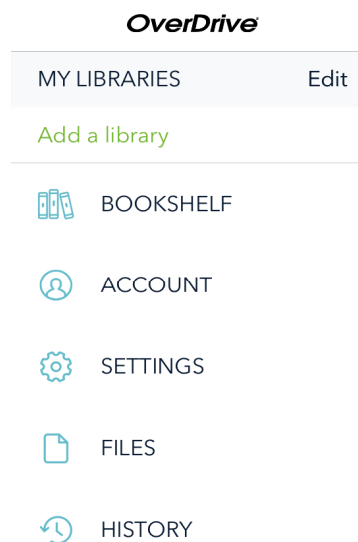
Holds—Titles you currently have on hold.

Wish List—Keep track of titles to read later.

Settings—Change default lending period. Turn off automatic checkout for holds.

Instructions for Your Mobile Device

1. Search for Overdrive in the app store and install the app.
2. Open the app. Tap on “Sign Up” to create an Overdrive account. If you already have one, tap on “Already have an account? Sign in.”
3. Add a Library. You will add Digital Library of Illinois as your home library.
4. Search for EPUB eBooks or MP3 Audiobooks at Digital Library of Illinois.
5. Place a hold if a book is not currently available. If a book is available, tap on “Borrow.” Choose a lending period. Tap on “Borrow” again.
6. For eBooks, tap on “Download EPUB ebook.” For eAudiobooks, tap on “Download MP3 audiobook.” Titles will download to the app’s “Bookshelf.”
7. Titles automatically expire at the end of the lending period. You will need to delete expired titles from your device.
8. To return titles early: in Bookshelf, tap and hold the title’s cover. Tap “Return to library.”



Overdrive Menu

To access this menu, swipe left to right on your device’s screen.

“Add a library” Search for Huntley Area Public Library and tap on Digital Library of Illinois.

“Bookshelf” When you download a title, find it here.

“Account” If you read on more than one device, sync your titles with this service.

“History” Lists titles that you have returned or that have expired from the app.