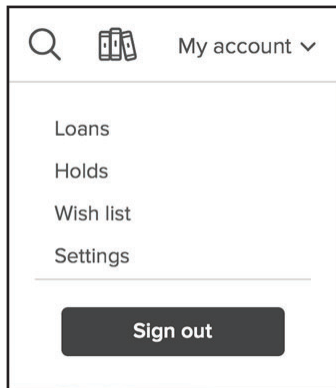


dlil.overdrive.com

“Sign In” at the top of page with your Huntley Area Public Library card number. This ensures you see all titles available to Huntley Library patrons.



Click on “My Account”



Loans — Titles you currently have checked out.

Holds — Titles you currently have on hold.

Wish List — Keep track of titles to read later.

Settings — Change default lending period.

Instructions for Your Kindle

1. Use the Browser on a computer, tablet, or smartphone to search for a Kindle book.
2. Place a hold if a book is not currently available. If a book is available, click on “Borrow.” Choose a lending period. Tap on “Borrow” again.
3. Click on “Read now with Kindle.” You will be redirected to the Amazon.com website to download the title.
4. Log in to your Amazon.com account if you are not already logged in. Click on “Get Library Book.”
5. Your Kindle will download the book the next time you are connected to Wi-Fi.
6. If you do not have an active wireless connection, you can download and send the book via USB to your Kindle.
7. Titles automatically expire at the end of the lending period. Amazon.com will send you an email three days before a title expires and will send another email after the title expires.
8. Titles can be returned early. Log in to your Amazon.com account and click on “Content and Devices.” Digital Library of Illinois books will be labeled “Borrowed.” Click on the “Actions” button to display a menu with the option “Return this book.” You will still need to delete the book from your Kindle ereader.

Place a Hold

If a title isn't available for checkout, you can "Place a Hold."

First time users will be prompted for an email address. If you've entered your email address on the website before, your hold will be placed automatically. You'll be notified by email when your hold is available.


Check out your hold by going to your "Loans" page and clicking "Borrow."



Renew Items

On the Digital Library of Illinois website, go to your "Loans" page. Titles will either have a "Renew" or "Request Again" button. "Request Again" means there are holds on the title and you will be placed on the waitlist.

Renewing a title doesn't mean that it's automatically downloaded to your device. You'll have to go to your "Loans" page and download it again.

TIP: click on  for quick Access to your "Loans" page.

Locate a Good Book

Polaris

Searchable online library catalog where you may place items on hold.

www.huntleylibrary.org/catalog



Novelist or Novelist K-8

Find new authors and titles to enjoy in this readers' advisory resource for adults and young adults. Features award-winning books, book discussion guides, recommended reads, and more.

www.huntleylibrary.org/online-resources/#book_suggestions



Hours of Operation

Monday-Thursday	9 a.m. - 8 p.m.
Friday - Saturday	9 a.m. - 5 p.m.
Sunday	12 p.m. - 5 p.m.

Main Phone Line: 847.669.5386

Information Desk:	press 3
Children's Desk:	press 4
Check-Out Desk:	press 1


11000 Ruth Road
Huntley, IL 60142
Phone: 847.669.5386
www.huntleylibrary.org



Download eBooks

(Kindle)

Digital Library of Illinois eBooks for Kindle eReaders



HUNTLEY AREA PUBLIC
LIBRARY
EXPLORE ENDLESS OPPORTUNITIES

