

Download the App



Download and install the Libby app from your device's app store.

Apple devices (iPad/iPhone) use the Apple App Store.



Android devices use the Google Play Store.



Windows 10 devices use the browser, go to libbyapp.com.

Kindle Fire devices use the Silk browser, go to <https://tinyurl.com/4fh62cb2>.

Choose your home library and sign in with your library card.



Locate a Good Book

The Library's Online Catalog

Use our searchable online library catalog to browse for items in different formats, and place physical items on hold.

huntleylibrary.org/catalog

Novelist Plus or Novelist K-8

Find new authors and titles to enjoy in this readers' advisory resource for adults, young adults and kids. Features award-winning books, book discussion guides, recommended reads, and more.

huntleylibrary.org/online-resources/#BookSuggestions

Hoopla

Developed exclusively for libraries, use your library card number to access ebooks, eaudiobooks, movies, music and more with no waiting.

huntleylibrary.org/hoopla



Hours of Operation

Monday-Thursday	9 a.m. - 8 p.m.
Friday - Saturday	9 a.m. - 5 p.m.
Sunday	12 p.m. - 5 p.m.

Main Phone Line: 847.669.5386

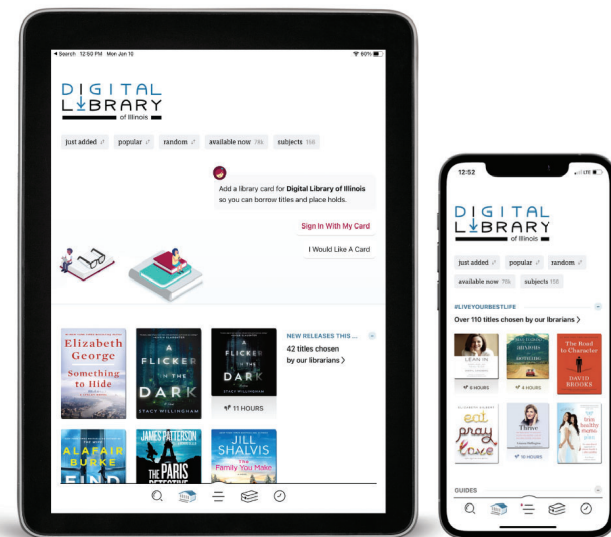
Information Desk:	press 3
Children's Desk:	press 4
Check-Out Desk:	press 1

11000 Ruth Road
Huntley, IL 60142
www.huntleylibrary.org



LP 3.2022

Download eBooks (Apple, Android, Kindle Fire & Windows 10 Devices)



eBooks
eAudiobooks
eMagazines




HUNTLEY AREA PUBLIC
LIBRARY
EXPLORE ENDLESS OPPORTUNITIES



Getting Started with Libby

- The first time you open the Libby app, follow the prompts to find your library and sign in with your library card.
- Titles that are available will say "**Borrow**." If no copies are available, titles will say "**Place Hold**" and you will be added to the wait list.
- When you find an available title, tap **Borrow** to check it out or tap on the cover to learn more about the title.
- After tapping **Borrow** a confirmation page will appear. You can change your lending period by tapping on the # **of Days**. Then tap **Borrow** to confirm the checkout.
- Start reading or listening by tapping **Open Book**, **Open Audiobook**, or **Open Magazine**. Or tap **Keep Browsing** to search for more titles to check out.
- Check out up to 10 titles at a time and place up to 12 holds.
- When you are notified your hold is available, go to your **Shelf**, tap **Holds**, and tap **Borrow** for your book.

Helpful Hints

- When browsing Digital Library of Illinois:
Tap + **Preferences** to modify your default search settings.
- In your Shelf  tap on "Manage Loan" to:
Renew a title two days before it's due. If there are holds you will be placed on the wait list.
Return a title early.
- To change text size in a book, tap the center of the screen, then tap 
Drag the **Text Scale** slider to change text size.
- Access the Libby menu by tapping on: 
Tap "**Manage Cards**" to add another library card.
Tap "**Add Library**" if you belong to another library.
Tap "**Get Some Help**" to find solutions to common problems.
- Go to help.libbyapp.com for in-depth help.

